WHEEL AND TYRE

CONTENTS

GENERAL INFORMATION 2

SERVICE SPECIFICATIONS 2

TROUBLESHOOTING 3

ON-VEHICLE SERVICE 4

- Tyre Inflation Pressure Check 4
- Tyre Wear Check 4
- Wheel Runout Check 4

WHEEL AND TYRE 4

GENERAL INFORMATION

The wheels and tyres of the following specifications have been established.

SPECIFICATIONS

Items		Except Hong Kong	Hong Kong
Wheel	Type	Steel Aluminium*	Aluminium
	Size	16 × 6JJ	16 × 6JJ
	Amount of wheel offset mm	46	46
	Pitch circle diameter (P.C.D.) mm	114.3	114.3
Tyre	Size	215/65R16 98S	215/70 R16 99S

NOTE
*: Optional items

SERVICE SPECIFICATIONS

Items		Limit
Tread depth of tyre mm		1.6
Wheel runout (Radial runout) mm	Steel wheel	1.2 or less
	Aluminium wheel	1.0 or less
Wheel runout (Lateral runout) mm	Steel wheel	1.2 or less
	Aluminium wheel	1.0 or less

TROUBLESHOOTING

Symptom		Probable cause		Remedy	Reference page
Rapid wear at shoulders	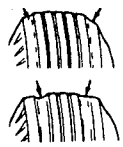 11X0109	Under-inflation or lack of rotation	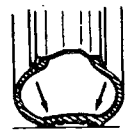 11X0116	Adjust the tyre pressure.	31-4.
Rapid wear at centre	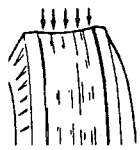 11X0110	Over-inflation or lack of rotation	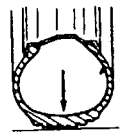 11X0117		
Cracked treads	 11X0111	Under-inflation		Adjust the tyre pressure.	31-4.
Wear on one side	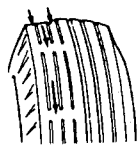 11X0112	Excessive camber	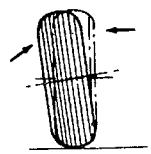 11X0118	Inspect the camber.	Refer to GROUP 33A – On-vehicle Service.
Feathered edge	 11X0113	Incorrect toe-in	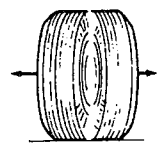 11X0119	Adjust the toe-in.	
Bald spots	 11X0114	Unbalanced wheel	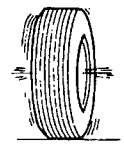 11X0120	Adjust the imbalanced wheels.	–
Scalloped wear	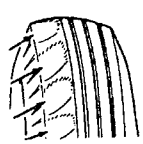 11X0115	Lack of rotation of tyres or worn or out-of-alignment suspension		Rotate the tyres and check the front suspension alignment.	Refer to GROUP 33A – On-vehicle Service.

ON-VEHICLE SERVICE

TYRE INFLATION PRESSURE CHECK

NOTE
For information on tyre inflation pressure, refer to the label attached near the driver's side door striker.

TYRE WEAR CHECK

Measure the tread depth of tyres.

Limit: 1.6 mm

If the remaining tread depth is less than the limit, replace the tyre.

NOTE
When the tread depth of tyres is reduced to 1.6 mm or less, wear indicators will appear.

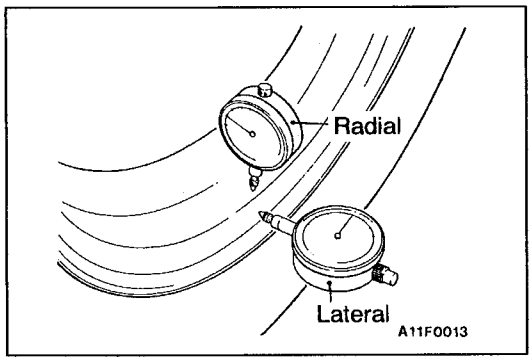

WHEEL RUNOUT CHECK

Jack up the vehicle so that the wheels are clear of the floor. While slowly turning the wheel, measure wheel runout with a dial indicator.

Limit:

Item	Steel wheel	Aluminium wheel
Radial runout mm	1.2	1.0
Lateral runout mm	1.2	1.0

If wheel runout exceeds the limit, replace the wheel.

WHEEL AND TYRE

INSTALLATION SERVICE POINT

Tighten the wheel nut to the specified torque.

Tightening torque: 98 Nm